

AGILITY EQUIPMENT GENERAL MATERIAL LIST

Material List for Agility Course and Training Aids

To clarify any misunderstanding the following material list is only listed for a guide, as it will depend on the builders preference and design of construction. The current rules only dictate the size, the color, and in some case the material of the obstacles, and do not demand how they are constructed. Although wood is the primary material, pvc, plastic, metal and aluminum have all been used.



Broad Jump

Cat Walk

Crawl

Below is a general list of material usually needed for boxes and agility equipment.

Quantity - Item Description

1. 22 4x8 3/4 inch Plywood treated
2. 4 4x8 3/8 inch Plywood treated
3. 100 2x4 8 ft treated
4. 6 2x4 10 ft treated
5. 12 2x6 8 ft treated
6. 3 2x6 10 ft treated
7. 10 1x4 6 ft treated
8. 2 4x4 10 ft treated post
9. 6 pair heavy duty galvanized hinges



10. 12 door latches
11. 12 door handles
12. 38 galvanized carriage bolts (size and length at builders choice)
13. 50 nuts galvanized carriage bolts
14. 35 flat washers galvanized
15. 20 5/16 lock washers galvanized
16. 6 5/16 x 3 ; eyebolts galvanized used as tie down points on cat walk if used also need 200 feet of tie down rope.
17. 25 5/16 flat washers galvanized
18. 1 pair ; strap hinge galvanized
19. 24 5/16 x 4 galvanized carriage bolts (4x4 post material connection)
20. 10 pounds #2 galvanized nails (screws preferred)
21. 10 pounds 1 3/4 ; inch deck screws galvanized
22. 12 feet of 3/8 inch galvanized chain
23. 10 gallons of white exterior paint
24. 2 gallons of green exterior paint
25. 2 gallons of red exterior paint
26. 2 gallons of brown exterior paint
27. Paint brushes and/ rollars
28. 2 gallons of non-skid additive
29. 25 feet of 4 ft chain link fence
30. Non skip material for A frame and catwalk (can be sand mixed with paint)
29. 5 trailer tie down stakes (weight for catwalk can be used)
30. 20 sacks concrete mix - optional for cement bases for boxes (planning on forms to utilize material before constructing obstacles.)

Material Break Down (approximately - as builders choice)

BOXES X 6

1. 15 sheets & 3/4 inch 4x8 treated plywood
2. 60 2x4x8 treated 2x4's
3. 6 pair heavy-duty hinges
4. 12 latches (6 inside/ 6 outside)
5. 12 door handles
6. Concrete bases for boxes, optional boxes can sit on level ground



JUMPS

Window

1. 8 2x4x8 treated plywood or metal framing
2. 2 sheets 3/8 4x8 treated plywood or sheet metal
3. 2 x 4's for framing or metal



Picket Fence

1. 8 2x4x8 treated or other material
2. 10 1x3x6 treated or other material



Board Jump

1. 3 2x4x8 treated
2. 1 sheet 3/8 inch 4x8 treated plywood, 1 x 6 x 8 x 2 or other material – builder's choice



Brick Jump

1. 3 2x4x8 treated
2. 1 sheet 3/8 inch 4x8 treated plywood or other material – builder's choice



Shrub Jump

1. 3 2x4x8 treated
2. 1 sheet 3/8 inch 4x8 treated plywood or other material – builders choice
3. Scrub material – artificial or real – builder's choice. Artificial or pine branches stapled to front side of hurdle.



Chain Link Jump

1. 6 2x4x8 treated or pipe
2. 4 feet of chain link 3'x4'

Broad Jump

1. 5 1x6x8 treated?
- Thickness and material optional as design construction varies builders option



Below is a general list of material usually needed in the A-frame

A FRAME (material will depend on individual design and preference)

1. 3 sheets 4x8 treated ply wood $\frac{1}{2}$ " or $\frac{3}{4}$ "
2. 12 2x4x8 treated
3. 28 carriage bolts - length depending on thickness of material used
4. 6 x 3 inch galvanized carriage bolts to attach chain to material frames – attachment builders design option
5. 50 nuts galvanized - diameter subject to size selected
6. 34 flat washers galvanized – diameter subject to bolts selected
7. 16 5/16 lock washers galvanized – diameter subject to bolts selected
8. 4 X 5/16 (recommended) x 3" x 6; eyebolts galvanized to attach ramp
9. 1 pair 8 inch strap hinges galvanized

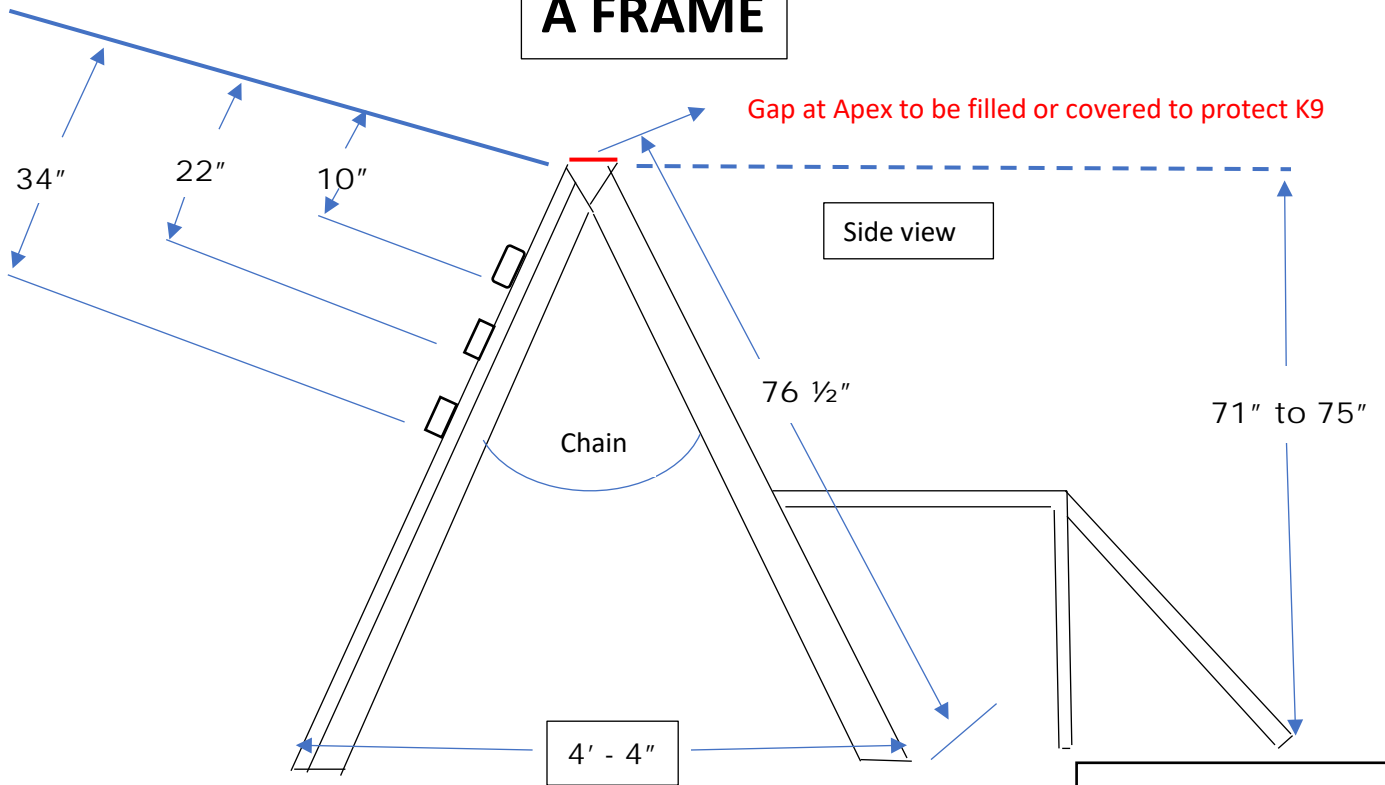
To clarify any misunderstanding the material list is only a listed guide, as it will depend on the builders preference and design of construction. The rules only dictate the size, the color and in some cases the material of the obstacles and do not demand how they are constructed. Although wood is the primary material, pvc, plastic and aluminum have all been used.



CRAWL

1. 5 2 inch x 8 ft square tube (builders option other material can be used), PVC tube, metal or wood frame construction
2. Chain link sides
 1. 2 sheets $\frac{3}{4}$ 4x8 treated plywood (thickness and material optional)
 2. 12 2x6x8 treated
 3. 2 2x6x10 treated
 4. 3 2x4x8 treated
 5. 6 2x4x10 treated
 6. 24 5/16 x 4 inch galvanized carriage bolts
 7. 24 5/16 nuts galvanized
 8. 24 5/16 flat washers galvanized

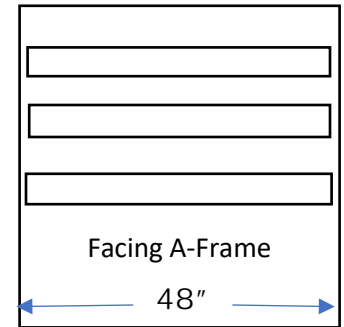
A FRAME



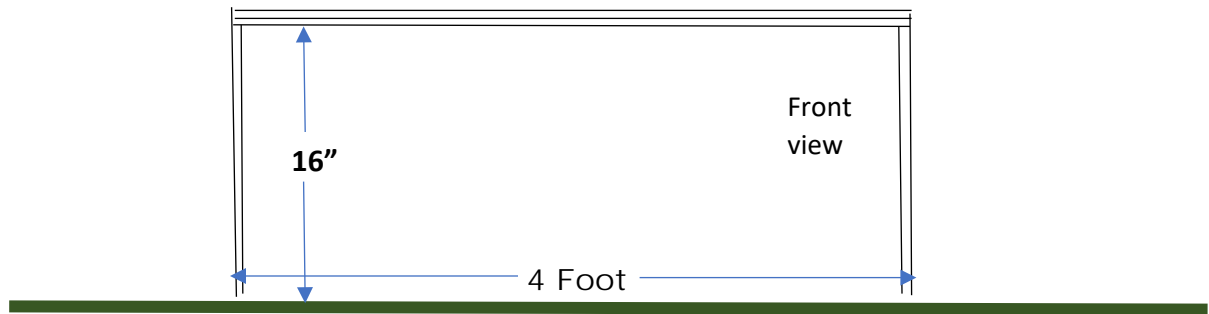
Materials needed:

- 2 Pcs. 3/4" x 48" x 76-1/2" Exterior AC plywood
- 4 Pcs. 2" x 3" 76-1/2" Studs
- 6 Pcs. 2" x 3 x 43" Studs
- 28 1/4" x 2-1/2" Carriage Bolts
- 6 1/4" x 3" Carriage Bolts
- 50 1/4" Nuts

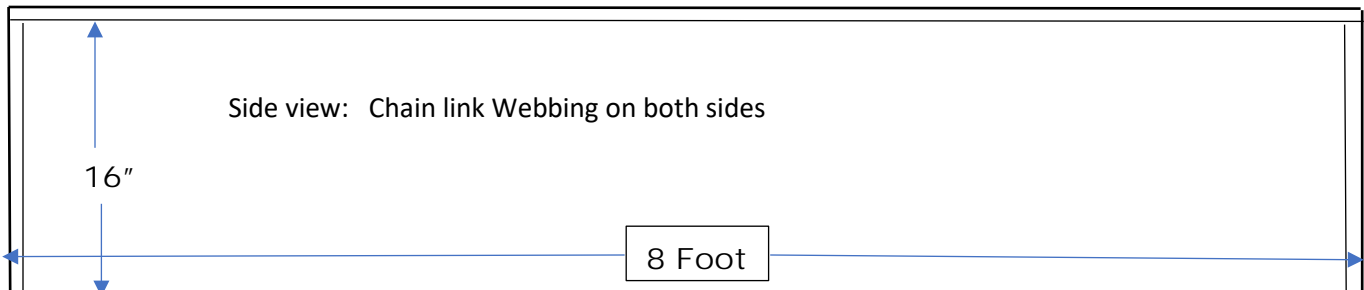
- 34 1/4" Flat Washers
- 16 5/16" Lock Washers
- 24 5/16" Flat Washers
- 4 5/16" x 3-1/2" Eye Bolts
- 1 Pair 8" Strap Hinges



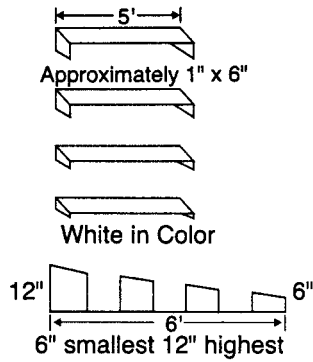
CRAWL



3/4" x 4' x 8' Exterior AC Plywood

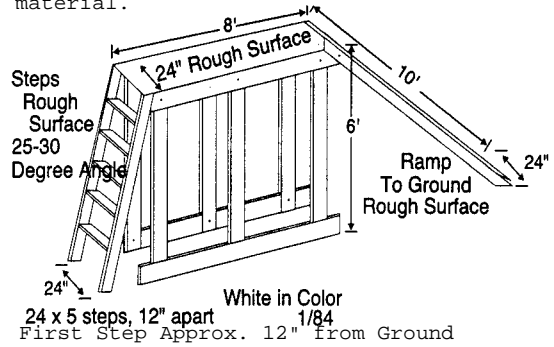


BROAD JUMP



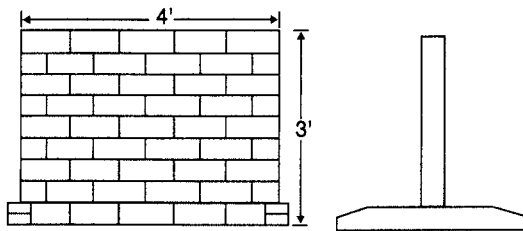
CATWALK

Steps and ladder side rails 2"x6" material.



BRICK WALL

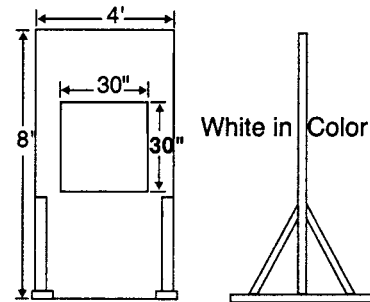
Red in Color



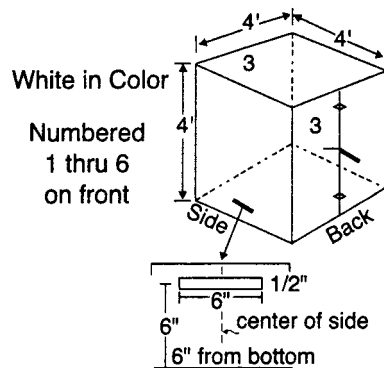
Picket Fence, Window—White in Color
Board, Shrub—Green in Color
Chain Link—Silver in Color

1/84

WINDOW



BOX



Door is in back of box with a latch on the outside, latch and handle on the inside.